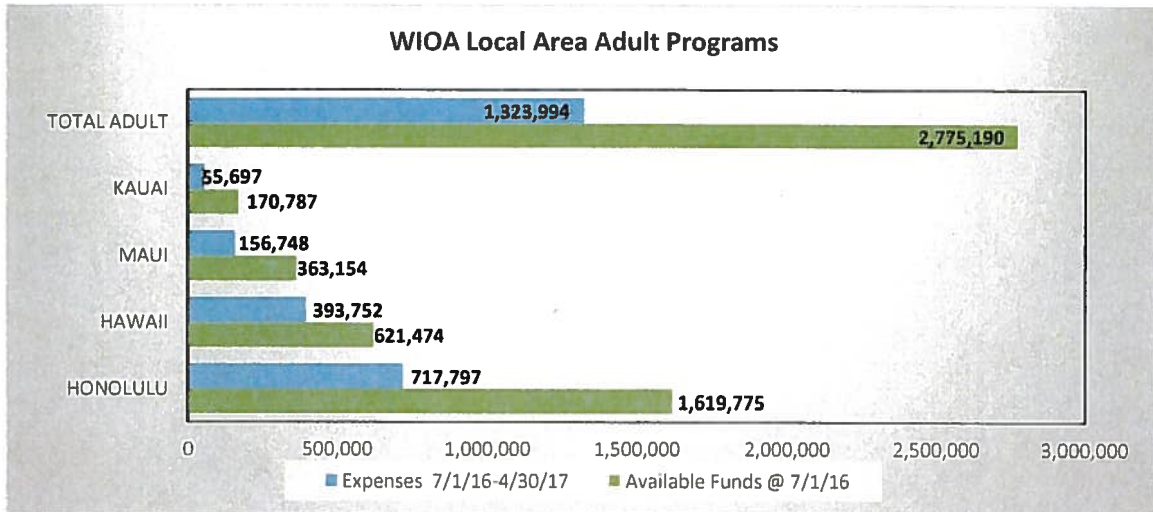
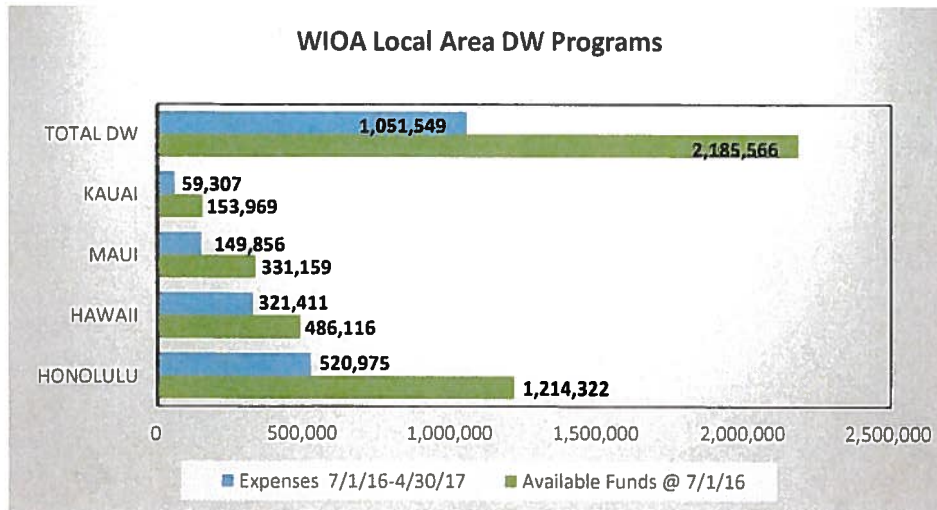


WIOA Local Area Expenses for the Period July 1, 2016 to April 30, 2017

Adult Program:	Available Funds @ 7/1/16	Expenses 7/1/16-4/30/17	Available Balance	% Expended	Case Information		
					Active	Closed*	Exited**
Honolulu	1,619,775	717,797	901,978	44%	161	52	48
Hawaii	621,474	393,752	227,722	63%	136	20	20
Maui	363,154	156,748	206,406	43%	5	1	1
Kauai	170,787	55,697	115,090	33%	28	24	25
Total Adult	2,775,190	1,323,994	1,451,196	48%	330	97	94



DW Program:	Available Funds @ 7/1/16	Expenses 7/1/16-4/30/17	Available Balance	% Expended	Case Information		
					Active	Closed*	Exited**
Honolulu	1,214,322	520,975	693,347	43%	109	48	45
Hawaii	486,116	321,411	164,705	66%	61	10	10
Maui	331,159	149,856	181,303	45%	12	2	3
Kauai	153,969	59,307	94,662	39%	28	20	20
Total DW	2,185,566	1,051,549	1,134,017	48%	210	80	78



* Closed - completion of an activity (e.g. credential attainment, employment)

** Exited - 90 days have elapsed since participant last received services

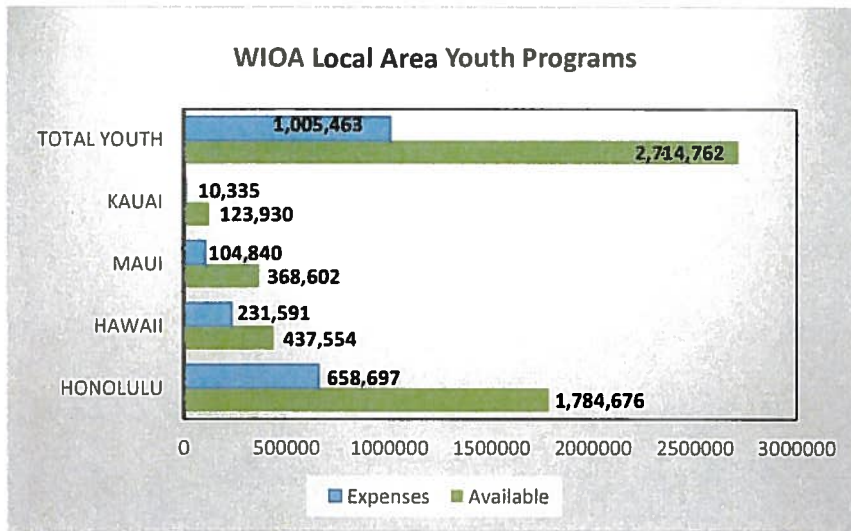
WIOA Local Area Expenses for the Period July 1, 2016 to April 30, 2017

Youth Program:	Available Funds @ 7/1/16	Expenses 7/1/16-4/30/17	Available Balance	% Expended	Case Information		
					Active	Closed*	Exited**
Honolulu	1,784,676	658,697	1,125,979	37%	275	101	86
Hawaii	437,554	231,591	205,963	53%	61	4	4
Maui	368,602	104,840	263,762	28%	35	20	20
Kauai	123,930	10,335	113,595	8%	16	16	16
Total Youth	2,714,762	1,005,463	1,709,299	37%	387	141	126

* Closed - completion of an activity (e.g. credential attainment, employment)

** Exited - 90 days have elapsed since participant last received services

*** Maui has an additional 25 new cases to be entered to HireNet



Local Admin Cost (LAC):	Funds Available @ 07/01/16	Expenses 7/1/16-4/30/17	Available Balance	% Expended
Honolulu	478,382	247,630	230,752	52%
Hawaii	112,792	112,792	0	100%
Maui	72,429	70,256	2,173	97%
Kauai	52,632	14,373	38,259	27%
Total LAC	716,235	445,051	271,184	62%

