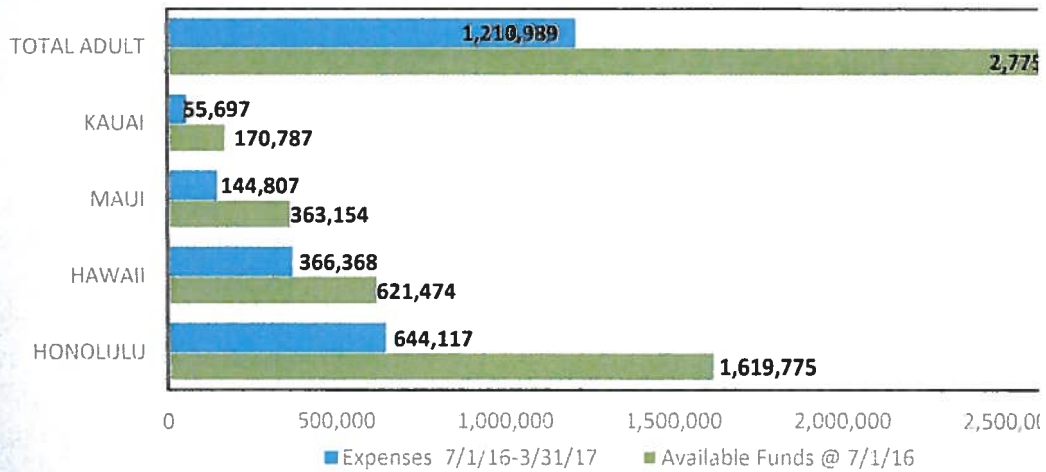


**WIOA Local Area Expenses for the Period July 1, 2016 to March 31, 2017**

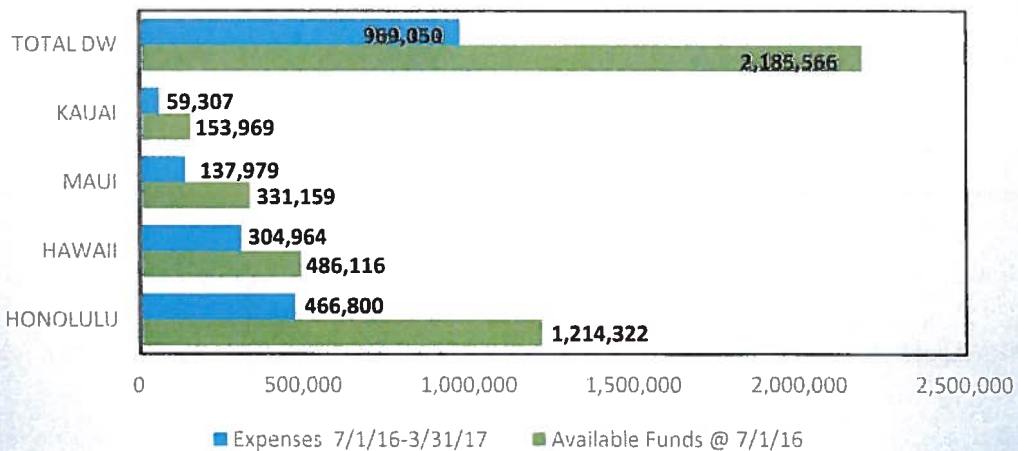
<b>Adult Program:</b>	Available Funds @ 7/1/16	Expenses 7/1/16-3/31/17	Available Balance	% Expended	Active Cases
Honolulu	1,619,775	644,117	975,658	40%	
Hawaii	621,474	366,368	255,106	59%	
Maui	363,154	144,807	218,347	40%	
Kauai	170,787	55,697	115,090	33%	
<b>Total Adult</b>	<b>2,775,190</b>	<b>1,210,989</b>	<b>1,564,201</b>	<b>44%</b>	<b>0</b>

**WIOA Local Area Adult Programs**



<b>DW Program:</b>	Available Funds @ 7/1/16	Expenses 7/1/16-3/31/17	Available Balance	% Expended	Active Cases
Honolulu	1,214,322	466,800	747,522	38%	
Hawaii	486,116	304,964	181,152	63%	
Maui	331,159	137,979	193,180	42%	
Kauai	153,969	59,307	94,662	39%	
<b>Total DW</b>	<b>2,185,566</b>	<b>969,050</b>	<b>1,216,516</b>	<b>44%</b>	<b>0</b>

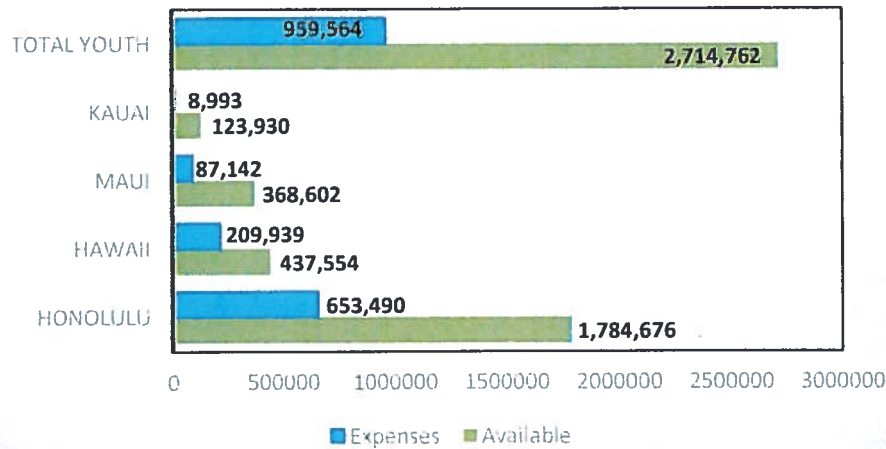
**WIOA Local Area DW Programs**



### WIOA Local Area Expenses for the Period July 1, 2016 to March 31, 2017

<b>Youth Program:</b>	<b>Available Funds @ 7/1/16</b>	<b>Expenses 7/1/16-3/31/17</b>	<b>Available Balance</b>	<b>% Expended</b>	<b>Active Cases</b>	<b>Closed Cases</b>	<b>Exit Cases</b>
Honolulu	1,784,676	653,490	1,131,186	37%			
Hawaii	437,554	209,939	227,615	48%			
Maui	368,602	87,142	281,460	24%			
Kauai	123,930	8,993	114,937	7%			
<b>Total Youth</b>	<b>2,714,762</b>	<b>959,564</b>	<b>1,755,198</b>	<b>35%</b>	<b>0</b>	<b>0</b>	<b>0</b>

#### WIOA Local Area Youth Programs



<b>Local Admin Cost (LAC):</b>	<b>Funds Available @ 07/01/16</b>	<b>Expenses 7/1/16-3/31/17</b>	<b>Available Balance</b>	<b>% Expended</b>
Honolulu	478,382	227,612	250,770	48%
Hawaii	112,792	112,792	0	100%
Maui	72,429	67,967	4,462	94%
Kauai	52,632	14,338	38,294	27%
<b>Total LAC</b>	<b>716,235</b>	<b>422,709</b>	<b>293,526</b>	<b>59%</b>

#### WIOA Local Area Administrative Cost

