

Comprehensive WDC Financial Status Report
for the Period July 1, 2016 to June 30, 2017

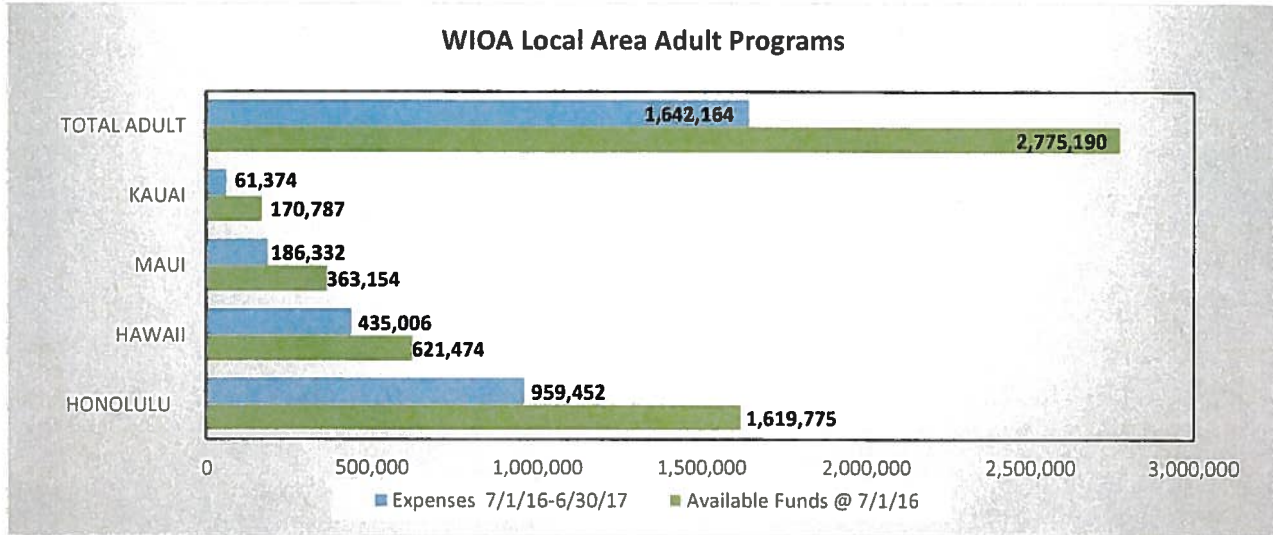
Description	WIOA Formula Adult/DW/Yth	WIOA Reemployment/Integration	WIOA Implementation	State General Funds	Total
Total Available Funding @ 7/1/16 - 6/30/17	10,363,830	1,100,000	114,852	12,303	11,590,985
Actual Expenditures:					
Local Areas/Counties	4,919,800				4,919,800
WDC:					
Personnel Services/Fringe Benefits	589,085		50,305	9,332	648,722
Office/Operational Expenses	43,553		2,300	2,971	48,824
Travel (WDC members/staff)	26,683	1,858	5,395		33,936
Legal Fees	19,781		531		20,312
Allocated Departmental Costs	52,112				52,112
Equipment	4,717				4,717
HireNet maintenance	122,474				122,474
Total WDC Costs	858,404	1,858	58,531	12,303	943,290
Projects:					
State/Local Plans Coordination & Development	10,757		26,855		37,612
Resource Mapping			1,827		1,827
ETP Maintenance/Allocation Data - R & S	20,955				20,955
Total Project Costs	31,712	0	28,682	0	60,394
Total Costs	5,809,916	1,858	87,213	12,303	5,923,484
Total Available for Carry-Over to 7/1/17	4,553,914	1,098,142	27,639	0	5,667,501

Comprehensive WDC Budget for the Period July 1, 2017 to June 30, 2018

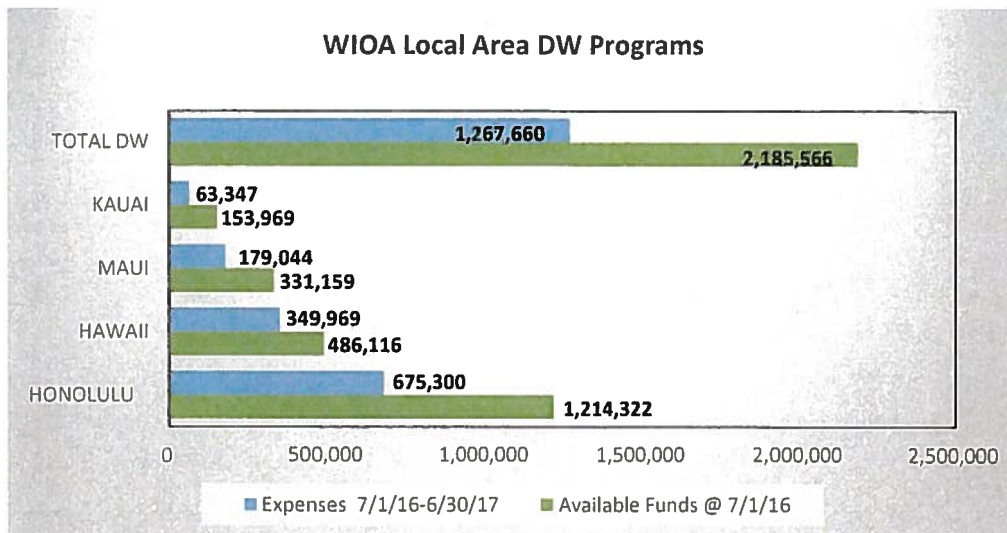
Description	WIOA Formula Adult/DW/Yrth	WIOA Reemployment/Integration	WIOA Implementation	State General Funds	Total
Total Available Funding @ July 1, 2017	10,458,224	1,098,142	27,639	462,560	12,046,565
Budgeted Expenditures:					
Local Areas/Countries	5,250,000				5,250,000
WDC:					
Personnel Services/Fringe Benefits	779,758	147,850	5,639	137,560	1,070,807
Office/Operational Expenses	20,872	23,533	1,000	5,000	50,405
Travel (WDC members/staff)	24,200	5,805			30,005
Legal Fees	20,000			10,000	30,000
Allocated Departmental Costs	80,000	14,670	1,000		95,670
Equipment	10,000			5,000	15,000
R & S Allocation Data	3,600				3,600
HireNet maintenance (WDC share)	10,215				10,215
Total WDC Costs	948,645	191,858	7,639	157,560	1,305,702
Projects:					
Industry-led Sector Partnership				60,000	60,000
Employer Engagement / Nepris				100,000	100,000
WDC Board Training/Retreats				45,000	45,000
Statewide WIOA Trainings/Conference			20,000	75,000	95,000
Data System Integration		380,000		25,000	405,000
Surveys (Needs/Satisfaction)		75,000			75,000
Eligible Training Provider Website		180,000			180,000
Upgrade for Wage Data Exchange (WRIS 2)		150,000			150,000
Resource Mapping Website		15,000			15,000
Labor Market Info for Mobile Devices		100,000			100,000
Total Budgeted Projects	0	900,000	20,000	305,000	1,225,000
Total Budgeted Costs	6,198,645	1,091,858	27,639	462,560	7,780,702
Total Projected Available Balance @ 6/30/18	4,259,579	6,284	0	0	4,265,863

WIOA Local Area Expenses for the Period July 1, 2016 to June 30, 2017

Adult Program:	Available Funds @ 7/1/16	Expenses 7/1/16-6/30/17	Available Balance	% Expended	# of Participants
Honolulu	1,619,775	959,452	660,323	59%	169
Hawaii	621,474	435,006	186,468	70%	148
Maui	363,154	186,332	176,822	51%	5
Kauai	170,787	61,374	109,413	36%	30
Total Adult	2,775,190	1,642,164	1,133,026	59%	352

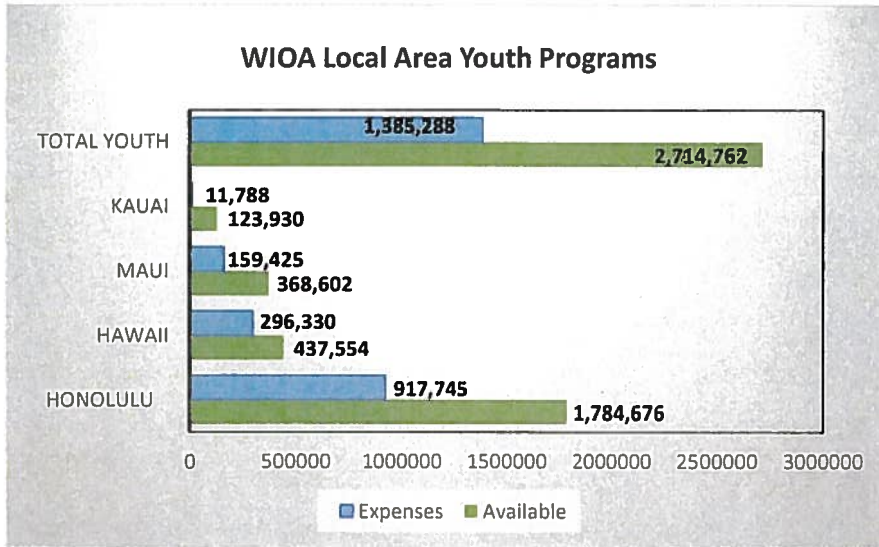


DW Program:	Available Funds @ 7/1/16	Expenses 7/1/16-6/30/17	Available Balance	% Expended	# of Participants
Honolulu	1,214,322	675,300	539,022	56%	112
Hawaii	486,116	349,969	136,147	72%	66
Maui	331,159	179,044	152,115	54%	15
Kauai	153,969	63,347	90,622	41%	29
Total DW	2,185,566	1,267,660	917,906	58%	222

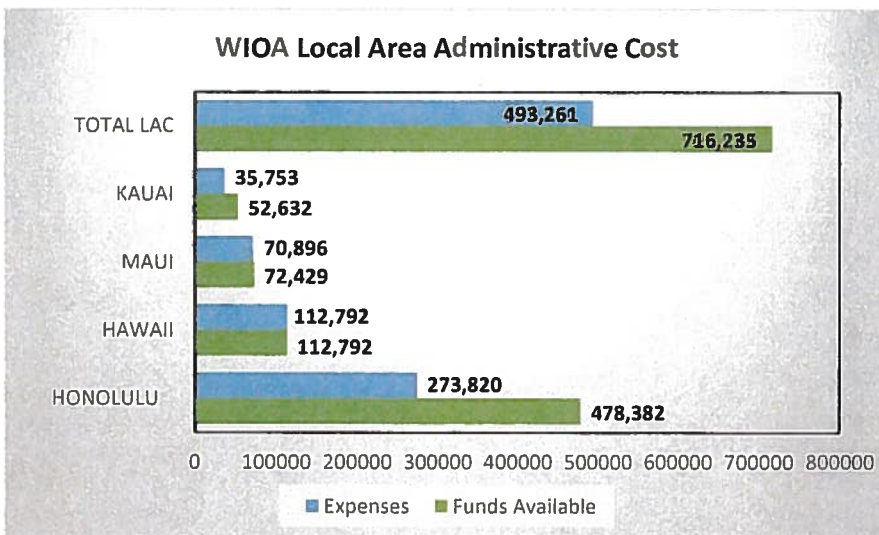


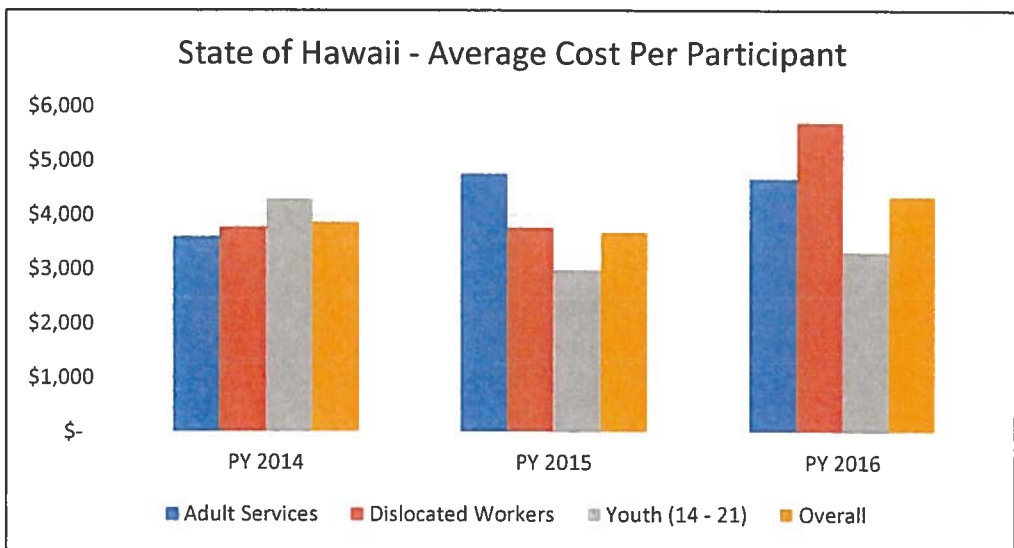
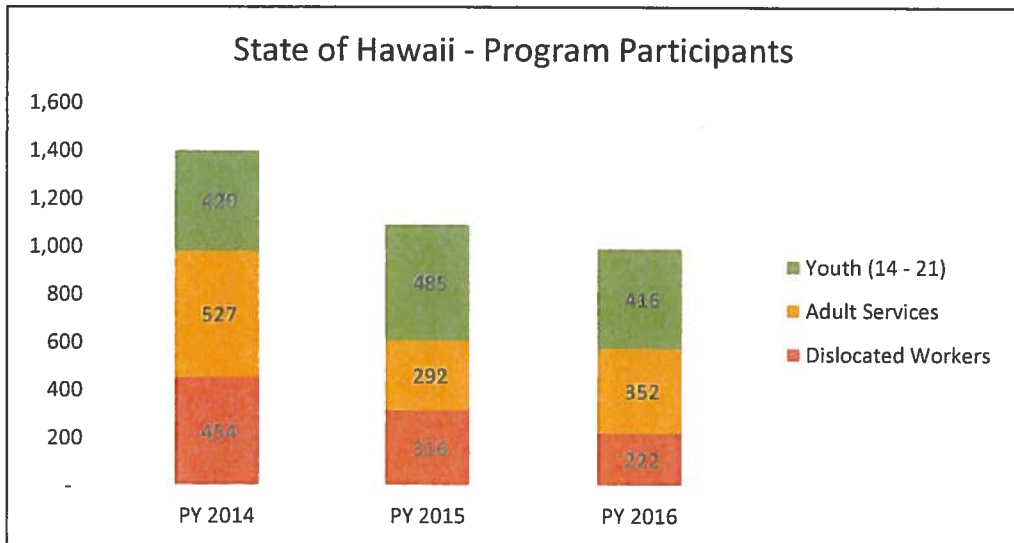
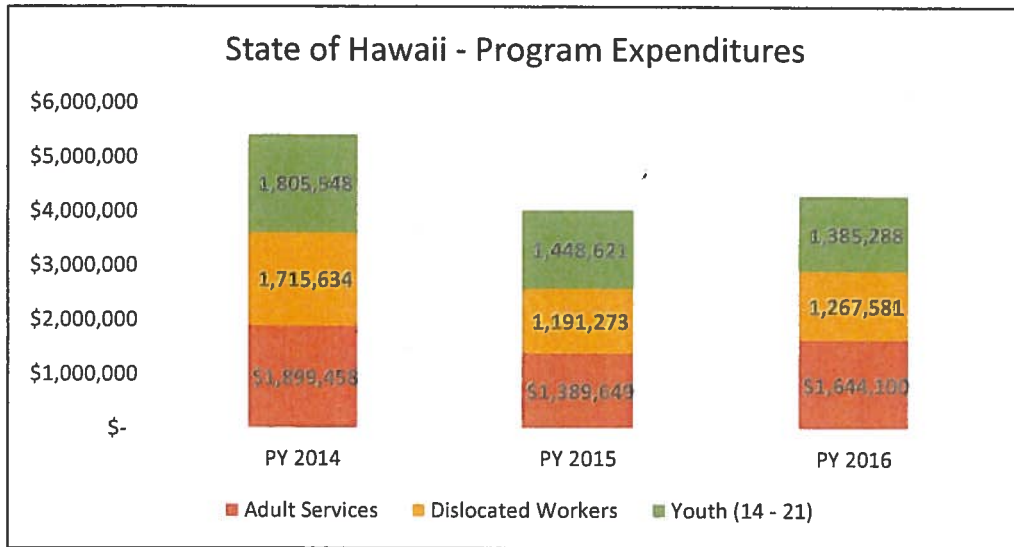
WIOA Local Area Expenses for the Period July 1, 2016 to June 30, 2017

Youth Program:	Available Funds @ 7/1/16	Expenses 7/1/16-6/30/17	Available Balance	% Expended	# of Participants
Honolulu	1,784,676	917,745	866,931	51%	288
Hawaii	437,554	296,330	141,224	68%	69
Maui	368,602	159,425	209,177	43%	43
Kauai	123,930	11,788	112,142	10%	16
Total Youth	2,714,762	1,385,288	1,329,474	51%	416



Local Admin Cost (LAC):	Funds Available @ 07/01/16	Expenses 7/1/16-6/30/17	Available Balance	% Expended
Honolulu	478,382	273,820	204,562	57%
Hawaii	112,792	112,792	0	100%
Maui	72,429	70,896	1,533	98%
Kauai	52,632	35,753	16,879	68%
Total LAC	716,235	493,261	222,974	69%





State of Hawaii - Adult Average Cost Per Participant

