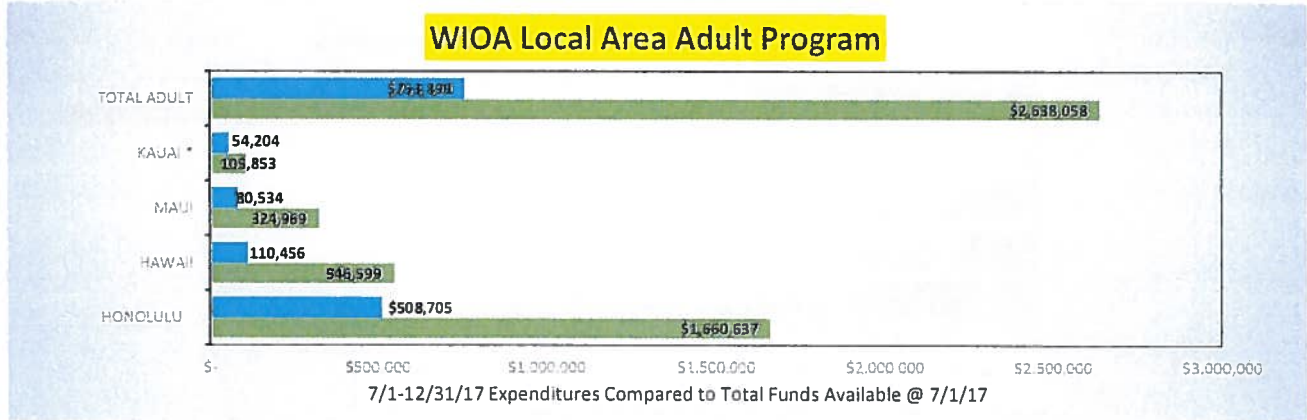


WIOA Local Area Expenses for the Period July 1, 2017 to December 31, 2017

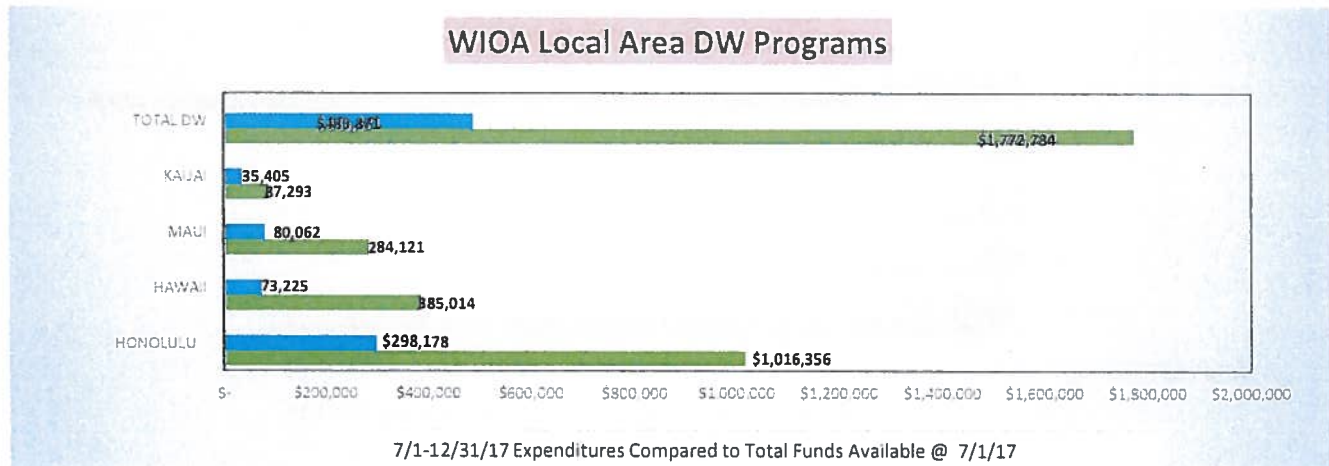
	Funds Avail. @ 7/1/17	Funds Avail. @ 7/1/17	Funds Avail. @ 7/1/17	Expenses 7/1/2017 - 12/31/2017	Available Balance PY 16 Fund	Available Balance PY 17 Fund	Total Avail. 12/31/2017 Total	% Expended	Number of Participants	Cost per Participant
Adult Program:	PY 16 Fund	PY 17 Fund	Total							
Honolulu	\$ 741,398	\$ 919,239	\$ 1,660,637	\$ 508,705	\$ 243,009	\$ 908,923	\$ 1,151,932	31%	121	\$ 4,204
Hawaii	186,467	360,132	546,599	110,456	77,237	358,906	\$ 436,143	20%	140	\$ 789
Maui	165,356	159,613	324,969	80,534	84,822	159,613	\$ 244,435	25%	3	\$ 26,845
Kauai *	105,853	-	105,853	54,204	51,649	-	\$ 51,649	51%	13	\$ 4,170
Total Adult	\$ 1,199,074	\$ 1,438,984	\$ 2,638,058	\$ 753,899	\$ 456,716	\$ 1,427,442	\$ 1,884,159	29%	277	

* PY17 - no contract executed.



	Funds Avail. @ 7/1/17	Funds Avail. @ 7/1/17	Funds Avail. @ 7/1/17	Expenses 7/1/2017 - 12/31/2017	Available Balance PY 16 Fund	Available Balance PY 17 Fund	Total Avail. 12/31/2017 Total	% Expended	Number of Participants	Cost per Participant
DW Program:	PY 16 Fund	PY 17 Fund	Total							
Honolulu	\$ 457,947	\$ 558,409	\$ 1,016,356	\$ 298,178	\$ 159,769	\$ 558,409	\$ 718,178	29%	67	\$ 4,450
Hawaii	136,147	248,867	385,014	73,225	64,147.00	247,642	311,789	19%	64	\$ 1,144
Maui	136,034	148,087	284,121	80,062	55,972.00	148,087	204,059	28%	23	\$ 3,481
Kauai *	87,293	-	87,293	35,405	51,888.00	-	51,888	41%	20	\$ 1,770
Total DW	\$ 817,421	\$ 955,363	\$ 1,772,784	\$ 486,871	\$ 331,776	\$ 954,138	\$ 1,285,913	27%	174	

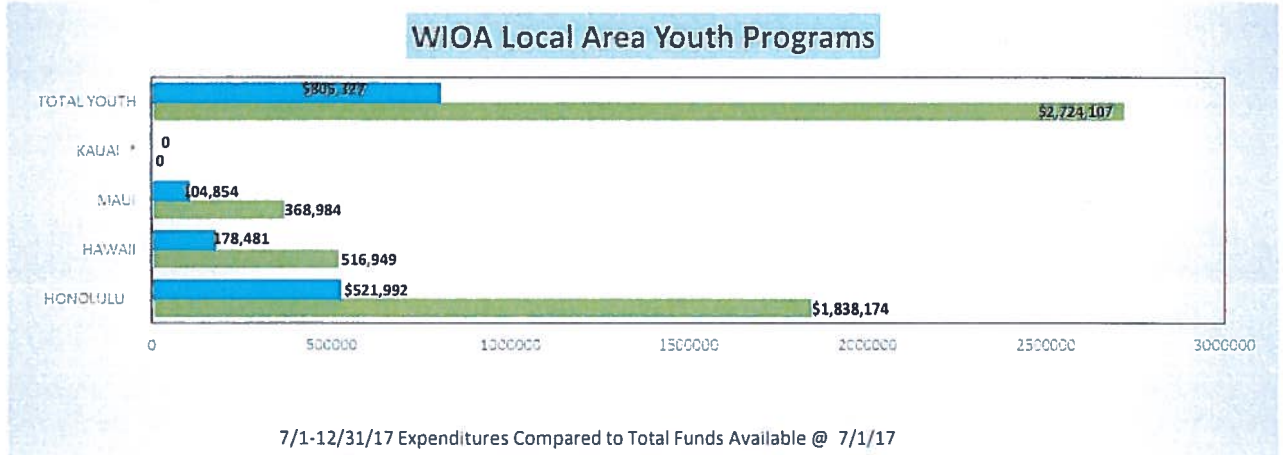
* PY17 - no contract executed.



WIOA Local Area Expenses for the Period July 1, 2017 to December 31, 2017

	Funds Avail. @ 7/1/17	Funds Avail. @ 7/1/17	Funds Avail. @ 7/1/17	Expenses 7/1/2017 - 12/31/2017	Available Balance	Available Balance	Total Avail. 12/31/2017	% Expended	Number of Participants	Cost per Participant
Youth Program:	PY 16 Fund	PY 17 Fund	Total		PY 16 Fund	PY 17 Fund	Total			
Honolulu	866,931	971,243	\$ 1,838,174	\$ 521,992	\$ 364,013	\$ 952,169	\$ 1,316,182	28%	201	\$ 2,597
Hawaii	141,224	375,725	516,949	178,481	4,453	334,014	338,468	35%	82	\$ 2,177
Maui	191,553	177,431	368,984	104,854	86,699	177,431	264,130	28%	57	\$ 1,840
Kauai *	-	-	-	-	-	-	-	-	-	-
Total Youth	1,199,708	1,524,399	\$ 2,724,107	\$ 805,327	\$ 455,165	\$ 1,463,614	\$ 1,918,780	30%	340	-

* Youth PY 16 & PY17 - no service provider, contract not executed.



	Funds Avail. @ 7/1/17	Funds Avail. @ 7/1/17	Funds Avail. @ 7/1/17	Expenses 7/1/2017 - 12/31/2017	Available Balance	Available Balance	Total Avail. 12/31/2017	% Expended
Local Admin Cost (LAC):	PY 16 Fund	PY 17 Fund	Total		PY 16 Fund	PY 17 Fund	Total	
Honolulu	\$ 204,562	\$ 272,097	\$ 476,659	\$ 47,210	\$ 157,351	\$ 272,097	\$ 429,448	10%
Hawaii	-	109,411	109,411	37,342	-	72,069	\$ 72,069	34%
Maui	1,533	53,902	55,435	5,097	-	50,338	\$ 50,338	9%
Kauai *	13,128	-	13,128	9,326	\$ 3,803	-	\$ 3,803	71%
Total LAC	\$ 219,223	\$ 435,410	\$ 654,633	\$ 98,975	\$ 161,154	\$ 394,504	\$ 555,658	15%

* PY17 - no contract executed.

