

Workforce Development Division

Maricar Pilotin-Freitas



QUEST Grant (\$10,595,171)



Employment Services



Chamber of Commerce of
Hawaii (\$808,119)

Community Outreach

Hawaii County: \$1,784,674
(62 participants)


Maui County: \$1,954,848
(68 participants)

City & County: \$4,239,025
(150 participants)

Kauai County: \$579,213
(20 participants)

Outreach –TBD (\$500,000)


Hele Imua Statewide Internship Program



learn + earn + intern



Hele Imua
State of Hawai'i Internship Program





Provide local students the opportunity to gain work experience.

- ❖ Eligible Interns: recent college graduates or current college students soon graduating.
- ❖ Worksite Agencies: Supervise and mentor interns.
- ❖ Paid: \$20/hour for 3 months, may be extended for additional 3 months

For more information, visit <https://labor.hawaii.gov/wdd/>

Everything has a purpose. And that purpose has a story that goes along with it. It just depends on what your passion is.

Kobe Bryant

quote fancy

“

As a result of this experience, I'm more excited than ever to continue pursuing a career in cybersecurity and feel well-equipped to take on advance responsibilities

Albert Arthur – IT Specialist
Intern

”

State Agency Host Sites

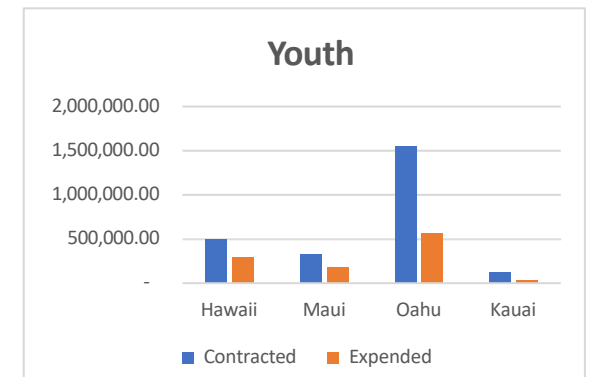
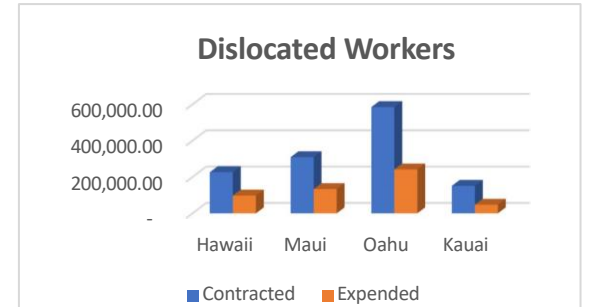
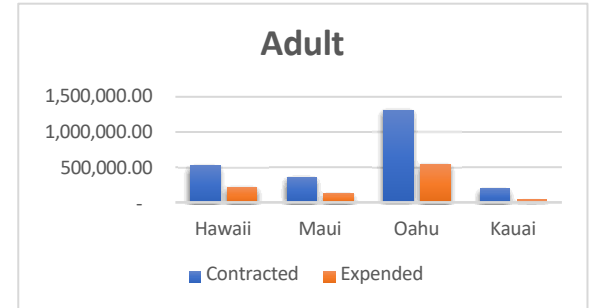
- Office of the Governor
- Office of the Lieutenant Governor
- Human Services
- Health
- Agriculture
- Business Economic Development & Tourism
- Defense
- Land and Natural Resources
- Labor and Industrial Relations
- Human Resources Development
- Enterprise Technology Services
- Public Safety
- Attorney General
- Commerce and Consumer Affairs
- Aloha Stadium
- Budget and Finance



WIOA Updates

Program Year 2021
LOCAL AREAS CONTRACT BALANCE
Contract end 06/30/2023 (6 months remaining)

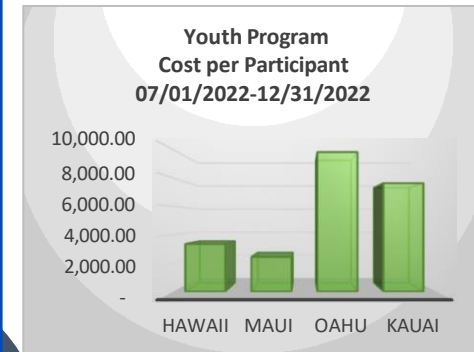
	Contracted	Reported Expenditures 12/31/2022	Balance	Percentage expended
Adult				
Hawaii	521,768.00	218,709.08	303,058.92	41.92%
Maui	355,751.00	124,913.45	230,837.55	35.11%
Oahu	1,304,418.00	541,336.94	763,081.06	41.50%
Kauai	189,734.00	35,575.42	154,158.58	18.75%
	2,371,671.00	920,534.89	1,451,136.11	38.81%
Dislocated Worker				
Hawaii	226,321.00	97,311.46	129,009.54	43.00%
Maui	308,967.00	133,579.19	175,387.81	43.23%
Oahu	584,875.00	241,498.41	343,376.59	41.29%
Kauai	151,305.00	47,080.31	104,224.69	31.12%
	1,271,468.00	519,469.37	751,998.63	40.86%
Rapid Response				
Hawaii	94,300.00	35,836.44	58,463.56	38.00%
Maui	128,736.00	44,997.22	83,738.78	34.95%
Oahu	243,698.00	88,621.48	155,076.52	36.37%
Kauai	-	-	-	0.00%
	466,734.00	169,455.14	297,278.86	36.31%
Youth				
Hawaii	498,651.00	295,459.81	203,191.19	59.25%
Maui	324,123.00	179,158.58	144,964.42	55.27%
Oahu	1,545,820.00	565,394.62	980,425.38	36.58%
Kauai	124,663.00	27,925.70	96,737.30	22.40%
	2,493,257.00	1,067,938.70	1,425,318.30	42.83%



Cost/Participant

	Reported Expenditures	Reported Expenditures	PARTICIPANTS **		Total	Cost/Participant Total Exp/Total Participants
	07/01/2022-12/31/2022	07/01/2022-12/31/2022	New	Carryover prior period		
Adult	PY20FY21 Grant	PY21FY22 Grant				
Hawaii	0	218,709.08	56	90	146	1,498.01
Maui	0	99,963.77	6	29	35	2,856.11
Oahu	0	506,905.65	23	41	64	7,920.40
Kauai	0	34,278.04	4	4	8	4,284.76
	0	859,856.54	89	164	253	
Dislocated Workers						
Hawaii	0	97,311.46	4	25	29	3,355.57
Maui	0	85,175.20	4	31	35	2,433.58
Oahu	0	225,628.33	3	20	23	9,809.93
Kauai	0	45,716.24	2	4	6	7,619.37
	0	453,831.24	13	80	93	
Youth						
Hawaii	0	192,119.81	8	41	49	3,920.81
Maui	0	126,995.05	6	10	16	7,937.19
Oahu	0	524,532.93	8	48	56	9,366.66
Kauai	0	23,855.32	2	1	3	7,951.77
	0	867,503.10	24	100	124	

** Participants data from Hirenet



Enrollments

Participant Counts Reported from HireNet
For the Period July 1, 2022 to December 31, 2022

PARTICIPANT TOTALS	
DATE: JULY 1, 2022 - DECEMBER 31, 2022	
TITLE I - ADULT/DW/YOUTH	586
TITLE III - WAGNER-PEYSER	1,736
SELF-SERVICE	3,745
TOTAL	6,067

WIOA TITLE I - PARTICIPANT TOTALS				
DATE: JULY 1, 2022 - DECEMBER 31, 2022				
COUNTY	ADULT	DW	YOUTH	TOTAL
OAHU	83	30	64	177
HAWAII	159	34	58	251
MAUI	78	40	19	137
KAUAI	11	7	3	21
STATE	331	111	144	586

WAGNER-PEYSER TOTALS	
DATE: JULY 1, 2022 - DECEMBER 31, 2022	
COUNTY	TOTAL
OAHU	839
HAWAII	409
MAUI	346
KAUAI	142
STATE	1,736

SELF-SERVICE TOTALS	
DATE: JULY 1, 2022 - DECEMBER 31, 2022	
COUNTY	TOTAL
OAHU	2,574
HAWAII	625
MAUI	392
KAUAI	154
STATE	3,745

Performance (by County/Local Area)

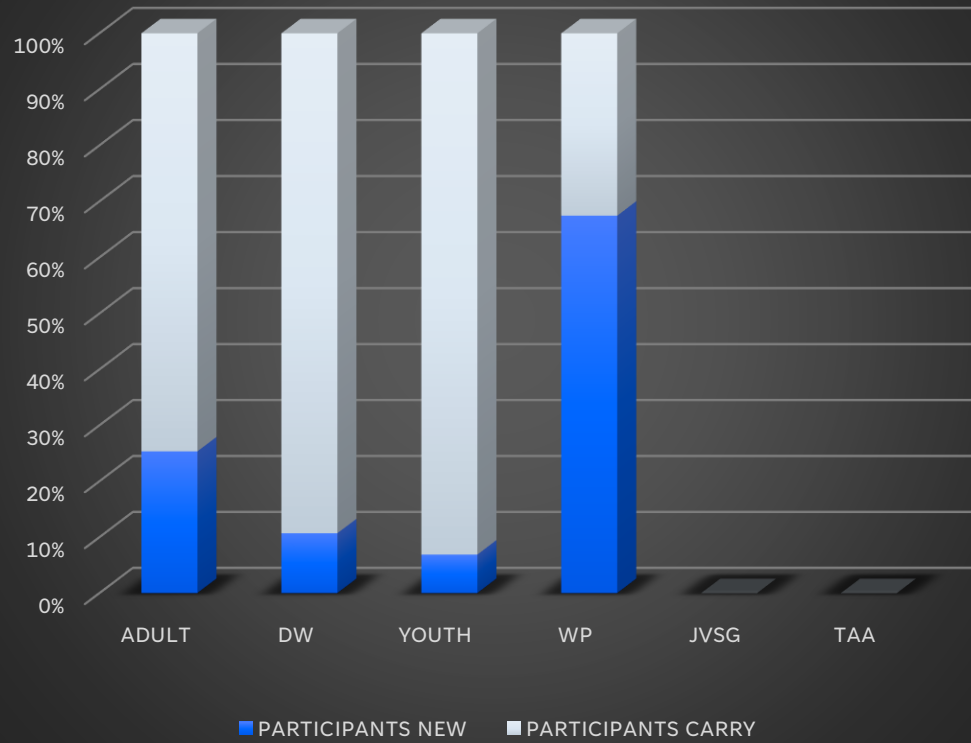
OAHU	PARTICIPANTS		
	NEW	CARRY	TOTAL
ADULT	15	66	81
DW	0	34	34
YOUTH	6	56	62
WP	379	155	534
JVSG	20	32	52
TAA	0	0	0

HAWAII	PARTICIPANTS		
	NEW	CARRY	TOTAL
ADULT	36	106	142
DW	3	25	28
YOUTH	4	54	58
WP	201	97	298
JVSG	0	0	0
TAA	0	0	0

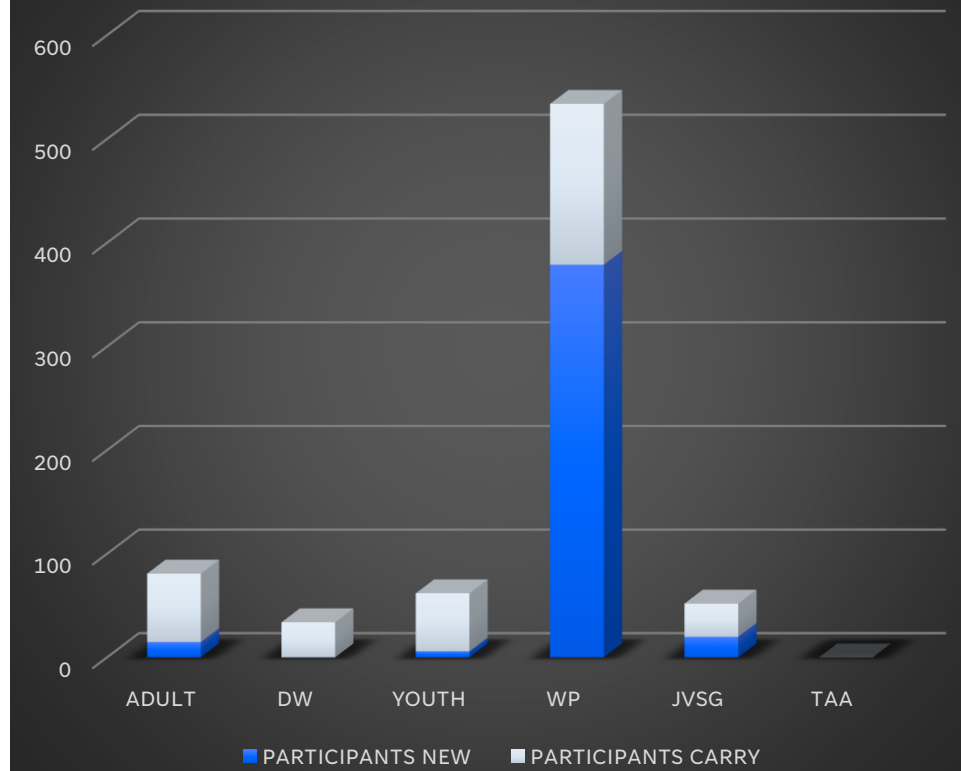
MAUI	PARTICIPANTS		
	NEW	CARRY	TOTAL
ADULT	4	73	77
DW	2	37	39
YOUTH	4	13	17
WP	140	46	186
JVSG	0	0	0
TAA	0	0	0

KAUAI	PARTICIPANTS		
	NEW	CARRY	TOTAL
ADULT	3	7	10
DW	1	5	6
YOUTH	1	1	2
WP	67	42	109
JVSG	0	0	0
TAA	0	0	0

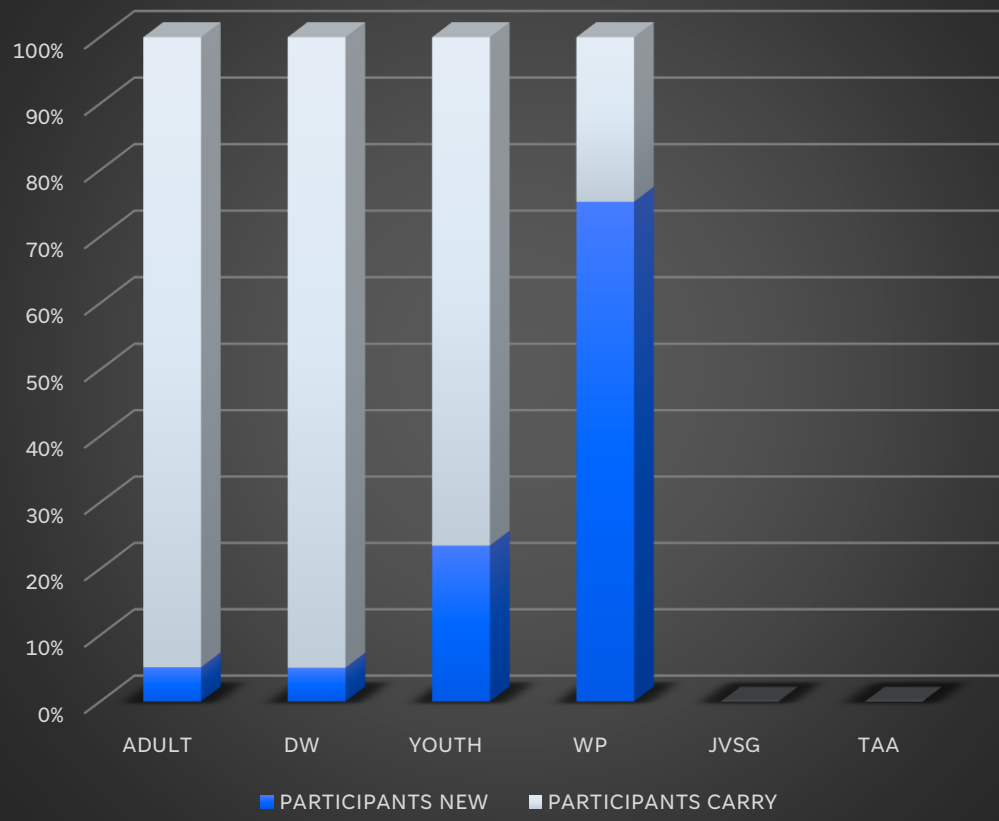
Hawaii



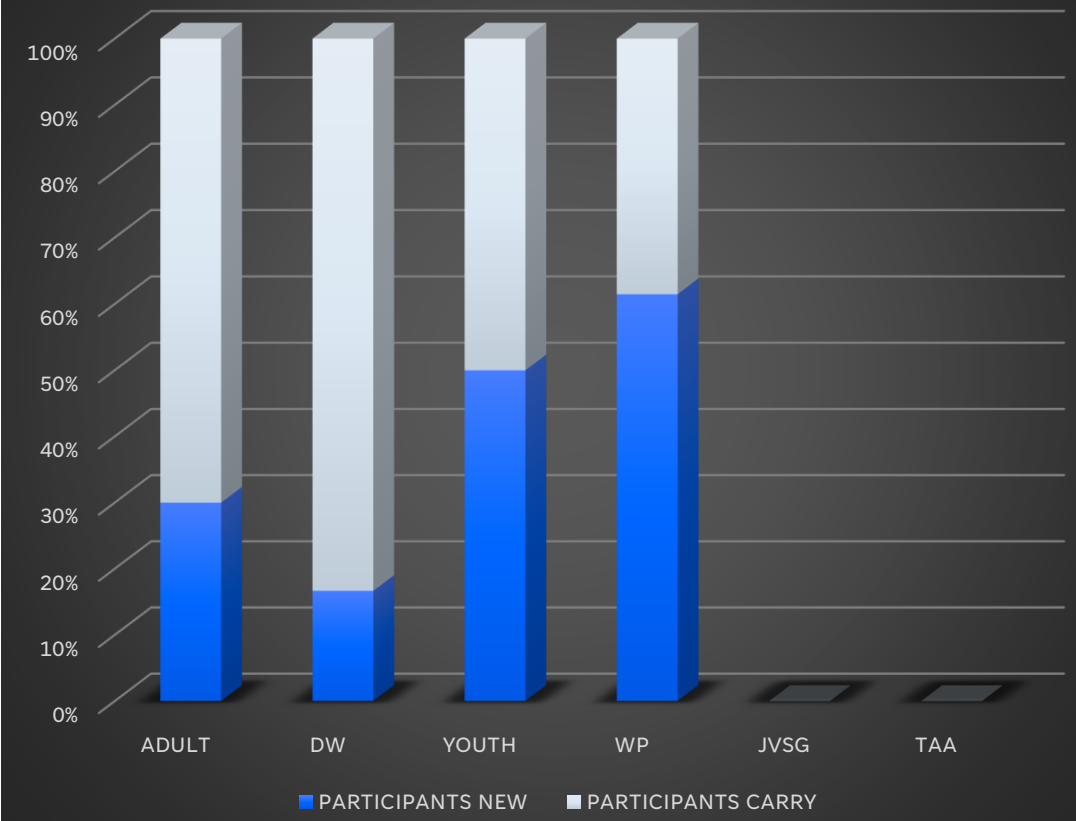
Oahu



Maui




Kauai







Digital Work Skills Initiative




Partners



 AJC	 Library	 Adult Education	 DBEDT
--	---	---	--

Job Fairs



Upcoming Job Fairs

Molokai Community Resource Fair
– March 18 @ Lanikea Center

Kauai Job Fair – April 12 @ Kauai
Memorial Conventional Hall

Federal Job Fair – April 18 @
Keehi Lagoon Memorial

Thank you!