

# Workforce Development Division Report

Workforce Development Council Meeting  
Friday, April 28, 2023

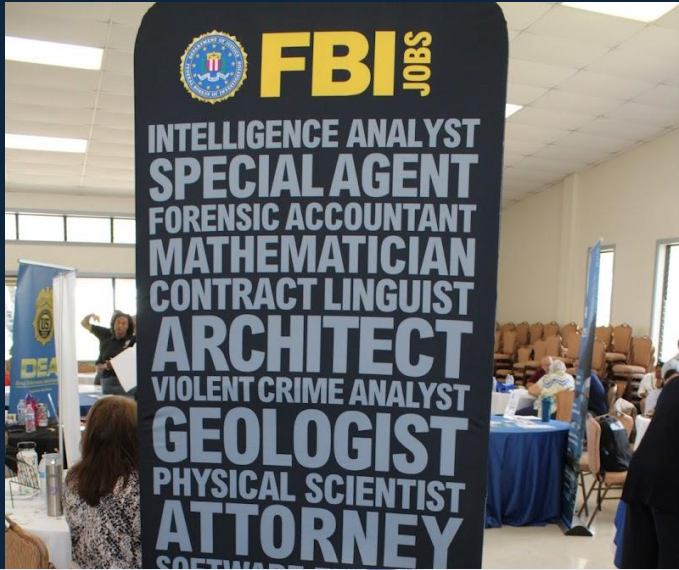




# Federal Job Fair


April 11, 2023 @ Keehi Lagoon Memorial

- 28 Federal agencies participated
- 600+ job seekers attended
- Included 150+ veterans/TSMs
- Collaborative effort with Federal Executive Board, WDD, Work for Warriors, and others



# Hele Imua Statewide Internship Program

- 115 interns placed to date
- Additional 15 scheduled to start by May 16
- Approx. 15 placed per month
- Two hired, two pending hiring at their work site



**learn + earn + intern**



**Hele Imua**  
State of Hawai'i Internship Program



# State Agency Host Sites

- Office of the Governor
- Office of the Lieutenant Governor
- Human Services
- Health
- Agriculture
- Business Economic Development & Tourism
- Defense
- Land and Natural Resources
- Labor and Industrial Relations
- Human Resources Development
- Enterprise Technology Services
- Public Safety
- Attorney General
- Commerce and Consumer Affairs
- Aloha Stadium
- Budget and Finance



# Intern Positions

- Program Specialist
- IT Specialist
- Engineer
- Marketing Specialist
- Human Resources Assistant
- Accountant
- Housing Coordinator
- Environmental Health Specialist
- Retirement Claims Examiner
- Elections Specialist
- Assistant to the Director
- Research Assistant

# WP Quarterly Performance

- Oahu – 1,243 participants served
- Maui – 415 participants served
- Kauai – 206 participants served
- Hawaii Island – 275 participants served

# WP Success Stories

Nick V., a United States Army veteran, left with honorable service to pursue opportunities in the civilian and federal employment careers fields. He secured training for the Scrum Master Certification courses and continued to apply himself at every opportunity by pursuing the required training to be considered for various positions including the Standard Accounting, Budgeting, and Reporting System (SABRS) training. Nick was recently hired at Bank of Hawaii as their newest Senior Tax Officer.

Tanya H. entered the workforce system through the RESEA program. She holds an MBA and has a background of 26+ years of Financial Consulting. Her previous employment included Resources Global Professionals, William Murray & Associates, Warner Brothers Home Video International, and NBC Universal. After going through the RESEA program and implementing various tools learned, she obtained an employment opportunity with Southern California Edison as a Finance Analyst Consultant. She started her remote full-time position in the second week of January 2023 with an exuberant email to her case manager, Scot Ling. "I finally passed the background check, got my computer and am starting my new project this week. Happy New Year!"



May F. successfully completed the RESEA program and on March 8th, began working at the Dept. of Labor and Industrial Relations Workforce Development Division as a Program Specialist IV. With extensive experience in government with emphasis on constituent services, May is a great addition to the team supporting WIOA Title I programs statewide.

# Program Year 2022

Grant Amount 10,300,340.00

State Allocation 1,545,051.00

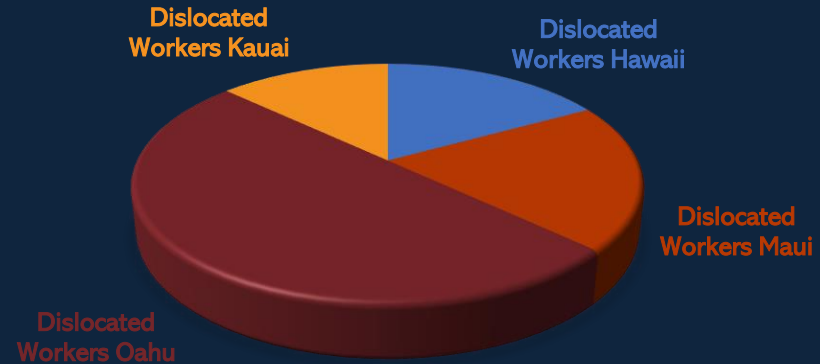
## Local Allocation

Adult	Hawaii	683,776.00
	Maui	466,210.00
	Oahu	1,740,519.00
	Kauai	217,564.00
		<hr/>
		3,108,069.00

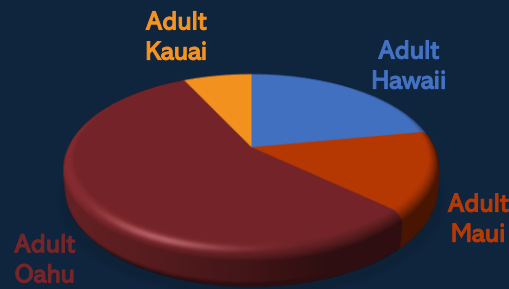
Dislocated Worker	Hawaii	402,861.00
	Maui	473,952.00
	Oahu	1,184,884.00
	Kauai	308,070.00
		<hr/>
		2,369,767.00

Youth	Hawaii	655,491.00
	Maui	393,294.00
	Oahu	2,064,796.00
	Kauai	163,872.00
		<hr/>
		3,277,453.00

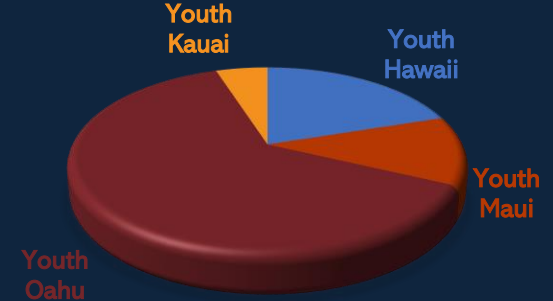
## PY 2022 DISLOCATED WORKERS LOCAL AREAS ALLOCATION



## PY 2022 ADULT LOCAL AREAS ALLOCATION



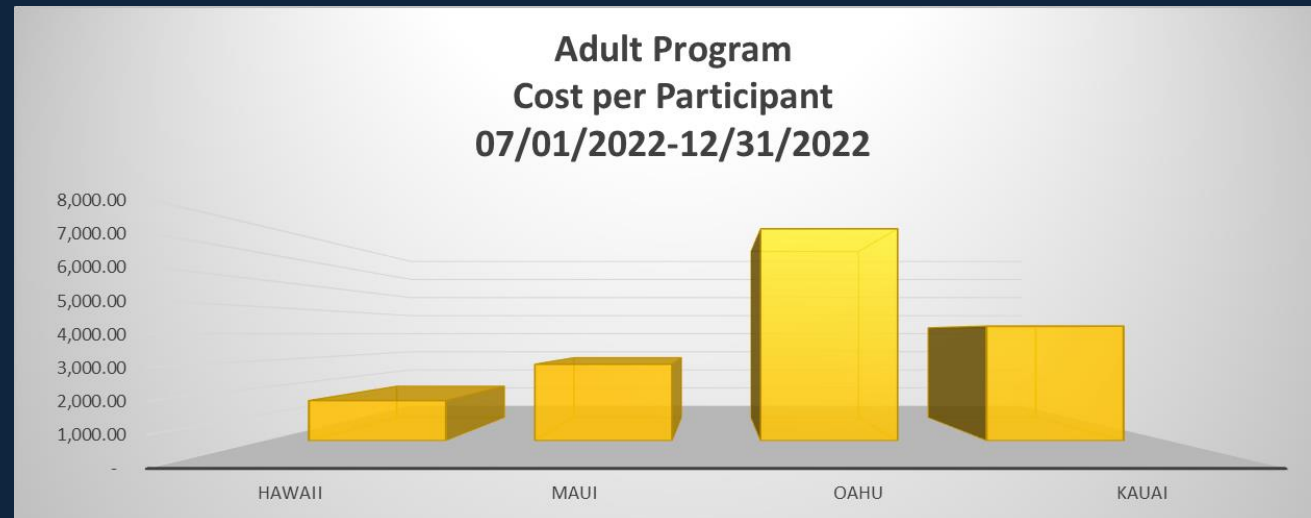
## PY 2022 YOUTH LOCAL AREAS ALLOCATION





# Cost per Participant (Adult)

	Reported Expenditures	Reported Expenditures	PARTICIPANTS		Total	Cost/Participant
	07/01/2022-12/31/2022	07/01/2022-12/31/2022	New	Carryover prior period		Total Exp/Total Participants
	PY20FY21 Grant	PY21FY22 Grant				
<b>Adult</b>						
Hawaii	0	218,709.08	56	90	146	1,498.01
Maui	0	99,963.77	6	29	35	2,856.11
Oahu	0	506,905.65	23	41	64	7,920.40
Kauai	0	34,278.04	4	4	8	4,284.76
	0	859,856.54	89	164	253	



# Cost per Participant (DW)

	Reported Expenditures	Reported Expenditures	PARTICIPANTS		Total	Cost/Participant
	07/01/2022-12/31/2022	07/01/2022-12/31/2022	New	Carryover prior period		Total Exp/Total Participants
	PY20FY21 Grant	PY21FY22 Grant				
<b>Dislocated Workers</b>						
<b>Hawaii</b>	0	97,311.46	4	25	29	3,355.57
<b>Maui</b>	0	85,175.20	4	31	35	2,433.58
<b>Oahu</b>	0	225,628.33	3	20	23	9,809.93
<b>Kauai</b>	0	45,716.24	2	4	6	7,619.37
	0	453,831.24	13	80	93	



# Cost per Participant (Youth)

	Reported Expenditures	Reported Expenditures	PARTICIPANTS		Total	Cost/Participant
	07/01/2022 - 12/31/2022 PY20FY21 Grant	07/01/2022 - 12/31/2022 PY21FY22 Grant	New	Carryover prior period		Total Exp/Total Participants
<b>Youth</b>						
<b>Hawaii</b>	0	192,119.81	8	41	49	3,920.81
<b>Maui</b>	0	126,995.05	6	10	16	7,937.19
<b>Oahu</b>	0	524,532.93	8	48	56	9,366.66
<b>Kauai</b>	0	23,855.32	2	1	3	7,951.77
	0	867,503.10	24	100	124	



# Program Year 2021 Contract Balance

	Contracted	Reported Expenditures	Balance	Percentage expended
		12/31/2022		
<b>Adult</b>				
Hawaii	521,768.00	218,709.08	303,058.92	41.92%
Maui	355,751.00	124,913.45	230,837.55	35.11%
Oahu	1,304,418.00	541,336.94	763,081.06	41.50%
Kauai	189,734.00	35,575.42	154,158.58	18.75%
	2,371,671.00	920,534.89	1,451,136.11	38.81%
<b>Dislocated Worker</b>				
Hawaii	226,321.00	97,311.46	129,009.54	43.00%
Maui	308,967.00	133,579.19	175,387.81	43.23%
Oahu	584,875.00	241,498.41	343,376.59	41.29%
Kauai	151,305.00	47,080.31	104,224.69	31.12%
	1,271,468.00	519,469.37	751,998.63	40.86%
<b>Rapid Response</b>				
Hawaii	94,300.00	35,836.44	58,463.56	38.00%
Maui	128,736.00	44,997.22	83,738.78	34.95%
Oahu	243,698.00	88,621.48	155,076.52	36.37%
Kauai	-	-	-	0.00%
	466,734.00	169,455.14	297,278.86	36.31%
<b>Youth</b>				
Hawaii	498,651.00	295,459.81	203,191.19	59.25%
Maui	324,123.00	179,158.58	144,964.42	55.27%
Oahu	1,545,820.00	565,394.62	980,425.38	36.58%
Kauai	124,663.00	27,925.70	96,737.30	22.40%
	2,493,257.00	1,067,938.70	1,425,318.30	42.83%

# QUEST Grant Highlights

- Chamber of Commerce contract executed 4/1/2023 for employer engagement and sector strategy component
- Outreach and recruitment RFP released
- Contracts developed for local areas/counties currently under review by Attorney General's Office
- Partnership with Good Jobs Hawaii
- Forms in development for WDD Branches for participants and host agencies



A decorative graphic on the left side of the slide consists of four hexagons. The largest is a solid orange hexagon in the center. To its top right is a smaller, solid light blue hexagon. To its bottom right is a very small, solid orange hexagon. To its bottom left is a white outline of a hexagon, partially overlapping the large orange one.

**Mahalo.**  
**Questions?**